

BALL CHECK AND BALL FOOT VALVE 15mm - 100mm(1/2inch - 4inch)

● SINGLE UNION BALL CHECK VALVE



FEATURES

● Backflow Prevention

The valves prevent backflow in horizontal or vertical lines. They require minimal back pressure to seat completely.

● Compact and Light

The BALL CHECK and BALL FOOT VALVES are so compact and light that they can be installed in a limited space. They are also easy to maintain, because of minimal internal parts.

● NSF Product

NSF("NSF/ANSI STANDARD 61" Drinking Water System Components-Health Effects)Product.

:Ball CHECK VALVE (Material:PVC+EPDM,FKM)

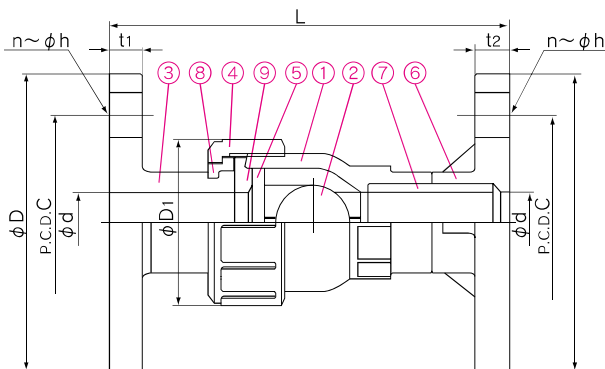
*Certified products bear an NSF Certification Mark.

SPECIFICATIONS

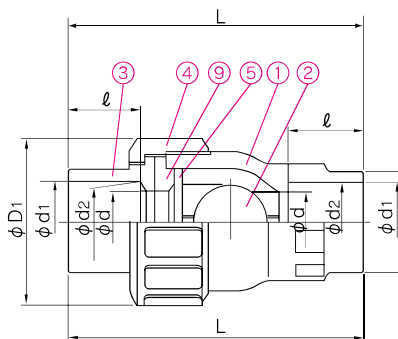
Body material	Unplasticized Polyvinyl Chloride(PVC), Chlorinated Polyvinyl Chloride(C-PVC) Polyvinylidene Fluoride(PVDF), Polypropylene(PP)
End Connectors	Socket End, Threaded End, Flanged End
Nominal Size	15mm(1/2inch) - 100mm(4inch)
Working Temperature	PVC:0°C - 50°C(30°F - 120°F) C-PVC:0°C - 90°C(30°F - 195°F) PVDF : -20°C - 100°C(-5°F - 210°F) PP: -20°C - 80°C(-5°F - 175°F)
Max. Working Pressure	1.0MPa{10.2kgf/cm ² }[150PSI](at R.T).....15mm(1/2inch) - 50mm(2inch) 0.7MPa{7.1kgf/cm ² }[100PSI](at R.T).....80mm(3inch) - 100mm(4inch)

DIMENSIONS

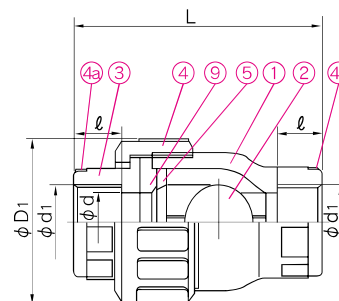
● FLANGED END



● SOCKET END

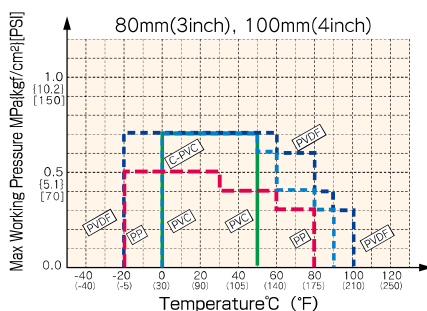
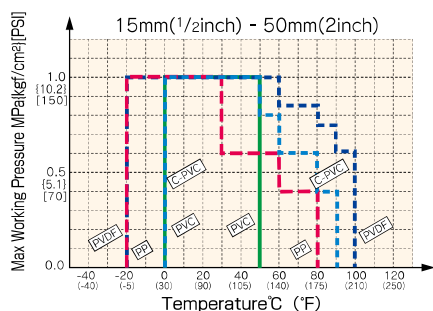


● THREADED END



WORKING PRESSURE VS. TEMPERATURE

BALL CHECK VALVE



PARTS & MATERIALS

No.	DESCRIPTION	Pcs.	MATERIAL
①	BODY	1	PVC, C-PVC, PP, PVDF
②	BALL	1	PVC, C-PVC, PP, PVDF
③	END CONNECTOR	1	PVC, C-PVC, PP, PVDF
④	UNION NUT	1	PVC, C-PVC, PP, PVDF
⑤	STOP RING(A)	1	PVC, C-PVC, PP, PVDF
⑥	TS FLANGE ²⁾	1	PVC, C-PVC
⑦	PIPE ²⁾	1	PVC, C-PVC
⑧	STOP RING(B) ²⁾	1	PVDF
⑨	SEAT	1	EPDM,FKM,Others
④a	RING ¹⁾	1	STAINLESS STEEL304

Note :

1):used for C-PVC Body, threaded end
15mm(1/2inch) - 25mm(1inch)

2):used for Flanged End

3):DIN Flanged End is not available.

* By replacing some of its parts, the ball check valve can be switched to the ball foot valve, with a slight change in dimensions.

DIMENSIONS TABLE

JIS Unit:mm

Nominal Size		d	D ₁	Flanged End											
				JIS 5K				JIS 10K				L		t ₁	t ₂
mm	inch			D	C	n	h	D	C	n	h	PVC,C-PVC	PVDF		
15	1/2	15	48	80	60	4	12	95	70	4	15	131	135	12	14
20	3/4	20	60	85	65	4	12	100	75	4	15	156	156	14	15
25	1	25	70	95	75	4	12	125	90	4	19	169	167	14	15
40	1 1/2	40	96	120	95	4	15	140	105	4	19	214	200	16	16
50	2	51	106	130	105	4	15	155	120	4	19	244	224	16	20
80	3	78	152	180	145	4	19	185	150	8	19	310	291	18	22
100	4	100	210	200	165	8	19	210	175	8	19	397	363	18	22

Nominal Size		Socket End								Threaded End			
		PVC,C-PVC				PP				JIS B 0203		L	
mm	inch	d ₁	ℓ	1/T	L	d ₁	d ₂	ℓ	L	d ₁	ℓ	U-PVC,C-PVC	PP,PVDF
15	1/2	22.11	20	1/34	89	21.2	20.2	22	93	Rc 1/2	15	80	78
20	3/4	26.13	24	1/34	106	26.2	25.2	23	104	Rc 3/4	17	95	92
25	1	32.16	27	1/34	117	33.0	32.0	25	113	Rc 1	20	105	102
40	1 1/2	48.21	37	1/37	162	47.0	46.0	28	144	Rc1 1/2	25	141	137
50	2	60.25	42	1/37	189	59.0	58.0	28	162	Rc 2	28	164	160
80	3	89.60	64	1/49	277	88.0	86.0	35	219	Rc 3	35	222	216
100	4	114.70	84	1/56	376	113.0	111.0	45	298	Rc 4	45	308	301

DIN Unit:mm

Nominal Size		d	D ₁	Socket End							Threaded End			
				PVC, C-PVC			PP,PVDF				DIN 2999			
				DIN 8063		L	DIN 16962			L	d ₁	ℓ	L	
d ₁	ℓ	d ₁	d ₂	ℓ	U-PVC,C-PVC		PP,PVDF							
15	1/2	15	48	20	16	81	19.50	19.30	14	78	Rp 1/2	15	80	78
20	3/4	20	60	25	19	96	24.50	24.30	16	90	Rp 3/4	17	95	92
25	1	25	70	32	22	107	31.50	31.30	18	99	Rp 1	20	105	102
40	1 1/2	40	96	50	31	150	49.45	49.20	23	135	Rp1 1/2	25	141	137
50	2	51	106	63	38	181	62.50	62.10	27	160	Rp 2	28	164	160
80	3	78	152	90	51	248	89.20	88.85	35	217	Rp 3	35	222	216
100	4	100	210	110	61	330	109.05	108.65	41	291	Rp 4	45	308	301

ANSI Unit:inch

Nominal Size		d	D ₁	Flanged End								Socket End						Threaded End					
				ANSI Class 150				L				PVC, C-PVC			PVDF, PP			ANSI/ASME B 1.20.1		L			
				D	C	n	h	PVC	PVDF	t ₁	t ₂	d ₁	d ₂	ℓ	L	d ₁	d ₂	ℓ	L	d ₁	ℓ	PVC	PP,PVDF
1/2	15	0.59	1.89	3.50	2.38	4	0.63	5.16	5.31	0.47	0.55	0.848	0.836	0.688	3.35	0.825	-	0.874	3.82	1/2-14 NPT	0.59	3.15	3.07
3/4	20	0.79	2.36	3.86	2.75	4	0.63	6.14	6.14	0.55	0.59	1.058	1.046	0.719	3.74	1.030	-	1.000	4.41	3/4-14 NPT	0.67	3.74	3.62
1	25	0.98	2.76	4.25	3.12	4	0.63	6.65	6.57	0.55	0.59	1.325	1.310	0.875	4.33	1.300	-	1.126	4.88	1-1 1/2 NPT	0.79	4.13	4.02
1 1/2	40	1.57	3.78	5.00	3.88	4	0.63	8.43	7.87	0.63	0.63	1.912	1.894	1.094	5.71	1.890	-	1.374	5.79	1 1/2-1 1/2 NPT	0.98	5.55	5.39
2	50	2.01	4.17	5.98	4.75	4	0.75	9.61	8.82	0.63	0.79	2.387	2.369	1.156	6.50	2.360	-	1.500	6.89	2-1 1/2 NPT	1.10	6.46	6.30
3	80	3.07	5.98	7.52	6.00	4	0.75	12.20	11.46	0.71	0.87	3.516	3.492	1.875	9.57	3.480	-	1.874	9.57	3-8 NPT	1.38	8.74	8.50
4	100	3.94	8.27	9.02	7.50	8	0.75	15.63	14.29	0.71	0.87	4.518	4.491	2.000	12.20	4.480	-	2.252	12.68	4-8 NPT	1.77	12.13	11.85

Note : The shape and appearance of the valve differ a little with nominal size compared to the drawing.

The measurement of the minimum pressure for opening & closing the valve with air or gas on Asahi Ball Check Valve.

UNIT:MPa{kgf/cm²}

Test Items		Vertical Piping				Horizontal Piping			
Nominal Size		Min. Air Pressure to open the valve		Min. Air Pressure to shut the Disc perfectly		Min. Air Pressure to open the valve		Min. Air Pressure to shut the Disc perfectly	
mm	inch								
15	1/2	0.005{0.05}		0.02 {0.2}		0.001{0.01}		0.02 {0.2}	
20	3/4	0.005{0.05}		0.03 {0.3}		0.001{0.01}		0.03 {0.3}	
25	1	0.005{0.05}		0.03 {0.3}		0.001{0.01}		0.03 {0.3}	
40	1 1/2	0.01 {0.1}		0.03 {0.3}		0.002{0.02}		0.03 {0.3}	
50	2	0.01 {0.1}		0.03 {0.3}		0.002{0.02}		0.03 {0.3}	
80	3	0.01 {0.1}		0.02 {0.2}		0.002{0.02}		0.02 {0.2}	
100	4	0.01 {0.1}		0.02 {0.2}		0.002{0.02}		0.02 {0.2}	