

Fig. M2000 Stainless Steel Metering Stations

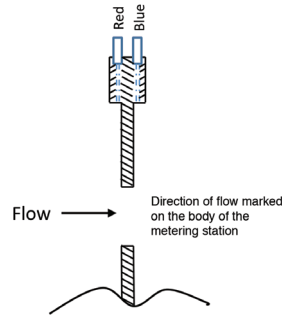



FEATURES & BENEFITS

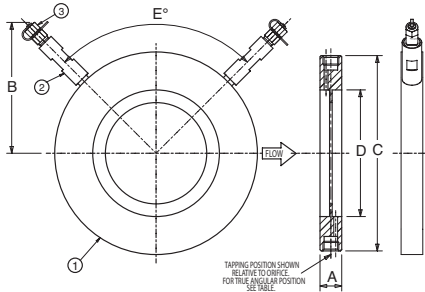
- Compact, wafer design for fitting in tight spaces
- Accurate flow measurement
- Supplied with red and blue test points for upstream and downstream port identification
- Accuracy of flow measurement at normal velocities is $\pm 5\%$

MATERIAL SPECIFICATION

Component	Material	Specification	
		BS EN	ASTM
Orifice Plate	Stainless Steel	10088-1 X2 CrNiNo17-12-2	A276-316L
Extension Sleeve	Stainless Steel	10088-1 X2 CrNiNo17-12-2	A276-316L
Test Points	Figure 631	-	-



DIMENSIONAL DRAWINGS



PRESSURE/TEMPERATURE RATING

16 bar from -10 to 120°C
 Note: The Test Point Figure 631 has a maximum working temperature of 120°C.
 For higher temperature requirements contact Hattersley Sales Office.

TEST PRESSURE

Shell: 24 bar

SPECIFICATION

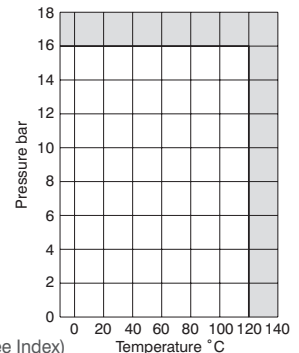
Kitemarked to BS 7350:1990.
 Outside diameter locates metering station centrally on the relevant BS EN 1092-2 PN16 flange bolting.
 Compatibility with other flanges available.
 Supplied complete with extensions and Figure 631 test points.
 Flow charts available.



Use with Figure MH733 to make Commissioning Set MH2733.

DIMENSIONS & WEIGHTS

Nom Size	mm	50	65	80	100	125	150	200	250	300
A	mm	20	20	20	20	20	20	20	20	20
B	mm	119	123.5	129	134	146	159	175	195	218
C	mm	109	129	144	164	194	220	275	331	386
D	mm	53.1	68.8	80.8	105.1	130.1	156.1	204.2	255	305.8
E	deg.	90	90	90	90	90	90	90	90	90
Weight	kg	1.4	1.5	1.8	2.2	2.6	3	4.4	5.7	7.1



For commissioning valve coefficients (Kv) please refer to relevant section in this brochure. (See Index)

Every effort has been made to ensure that the information contained in this publication is accurate at the time of publishing. Hattersley Ltd assumes no responsibility or liability for typographical errors or omissions or for any misinterpretation of the information within the publication and reserves the right to change without notice.

081177